







Certificate of Analysis

Sample:KN20505001-001
Harvest/Lot ID: 12514
Batch#: 12514
Seed to Sale# N/A
Batch Date: 05/03/22
Sample Size Received: 105 gram
Total Weight/Volume: N/A
Retail Product Size: 3.4 gram
ordered : 05/03/22
sampled : 05/03/22
Completed: 05/06/22
Sampling Method: SOP Client Method

May 06, 2022 | Sloan Health Products
500 N West Shore Blvd
Tampa, FL, 33609, US

PASSED
Page 1 of 1

PRODUCT IMAGE	SAFETY RESULTS								MISC.
	 Pesticides NOT TESTED	 Heavy Metals NOT TESTED	 Microbials NOT TESTED	 Mycotoxins NOT TESTED	 Residuals Solvents NOT TESTED	 Filtration NOT TESTED	 Water Activity NOT TESTED	 Moisture NOT TESTED	 Terpenes NOT TESTED

Cannabinoid **PASSED**

	Total THC ND Total THC/Gummy : 0 mg		Total CBD 0.3028% Total CBD/Gummy : 10.295 mg		Total Cannabinoids 0.3028% Total Cannabinoids/Gummy : 10.295 mg
--	---	---	---	---	---

	TOTAL CAN NABINOIDS	CBDV	CBDA	CBGA	CBG	CBD	THCV	CBN	EXO-THC	D9-THC	D8-THC	D10-THC	CBC	THCA	D8-THCO	D9-THCO	THC-O
%	0.3028	<0.01	ND	ND	ND	0.3028	ND	<0.01	ND	<0.01	<0.01	ND	<0.01	ND	ND	ND	ND
mg/g	3.028	<0.1	ND	ND	ND	3.028	ND	<0.1	ND	<0.1	<0.1	ND	<0.1	ND	ND	ND	ND
LOD	0.001	0.001	0.001	0.001	0.001	0.001	0.001	0.001	0.002	0.001	0.001	0.001	0.001	0.001	0.002	0.002	0.002
%		%	%	%	%	%	%	%	%	%	%	%	%	%	%	%	%

Analyzed by: 113 Weight: 0.2164g Extraction date: 05/05/22 11:32:51 Extracted By: 113
 Analysis Method - Expanded Measurement of Uncertainty: Flower Matrix d9-THC:12.7%, THCA: 9.5%, TOTAL THC 11. 1%. These uncertainties represent an expanded uncertainty expressed at approximately the 95% confidence level using a coverage factor k=2 for a normal distribution.
 Reviewed On - 05/06/22 12:50:31 Batch Date : 05/04/22 12:19:42
 Analytical Batch -KN002369POT Instrument Used : HPLC E-SHI-008 Running On :
 Dilution : 40
 Reagent : 081321.R04; 050222.R01; 042122.R02
 Consumables : 947B9291.271; 200331059

Full spectrum cannabinoid analysis utilizing High Performance Liquid Chromatography with UV/PDA detection (HPLC-UV/PDA). (Method: SOP.T.30.031.TN for sample prep and Shimadzu High Sensitivity Method SOP.T.40.020 for analysis.). *Based on FL action limits.